

Summary report

Lists all the questions in the survey and displays a summary with chart for each question. Free text responses are not included.

Table of contents

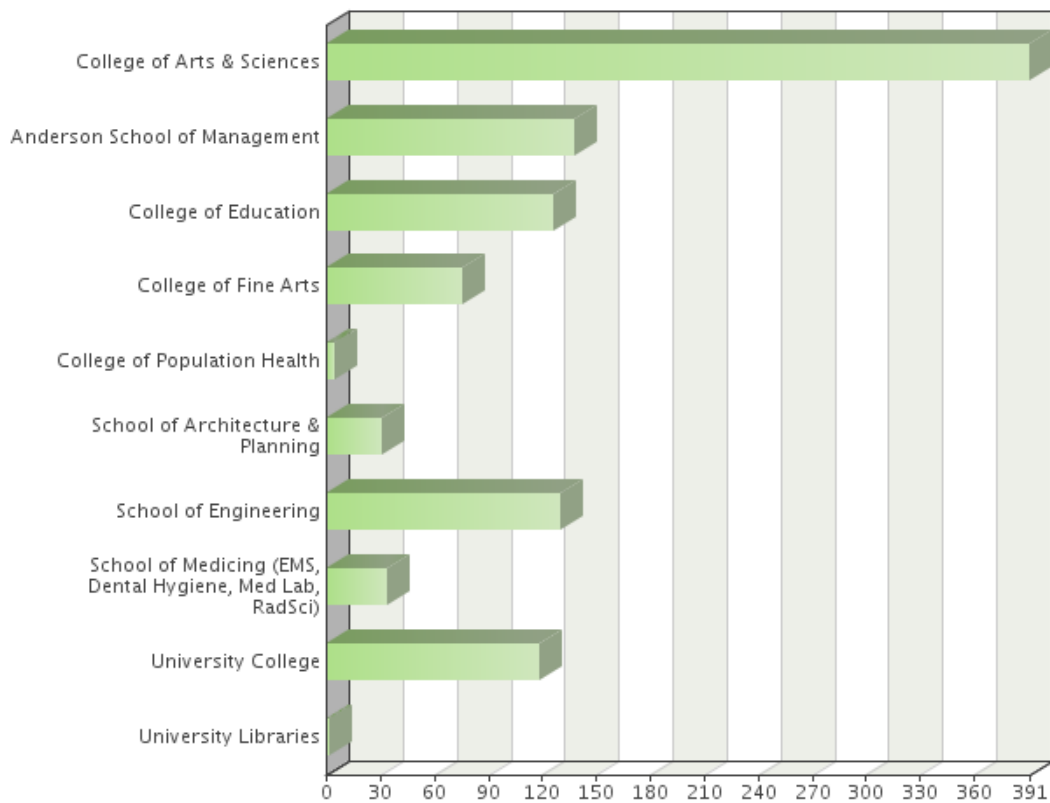
Report info.....	1
Question 1: Where were you advised? Check all that apply.....	2
Question 2: What is your classification?.....	3
Question 3: Did you transfer to UNM?.....	4
Question 4: Did either of your parents or guardians graduate from college?.....	5
Question 5: If you accessed information about your degree program before your advising session, which.....	6
Question 6: I had sufficient time to address all the information needed during my advising session.....	7
Question 7: My session was conducted in a supportive environment.....	8
Question 8: My advisor provided clear information on the requirements of my degree program.....	9
Question 9: My advisor answered my questions or provided guidance on where answers could be found.....	10
Question 10: Enough information was provided to make an informed decision about my academic goals.....	11
Question 11: My advising session(s) have helped me stay on track with my graduation timeline.....	12
Question 12: The front desk staff at my advising center was helpful and courteous.....	13
Question 13: Please provide additional feedback about your advising session. You may mention advisor.....	14
Question 14: What institution did you transfer from?.....	15
Question 15: How long ago did you take courses at your previous institution?.....	16
Question 16: How many credits did you transfer to UNM?.....	17
Question 17: While you attended your previous institution, did you intend to transfer to UNM?.....	18
Question 18: What was your motivation for attending a 2 year college before attending UNM? Check al.....	19
Question 19: Did you complete or are in the process of completing an Associate's Degree?.....	20
Question 20: Where did you get your information about the transfer process prior to attending UNM? C.....	21
Question 21: What prevented you from reaching out to UNM for support before transferring? Check all	22
Question 22: What, if any, barriers did you face as a transfer student? Check all that apply.....	23
Question 23: I faced Admissions barriers because: (Check all that apply.).....	24
Question 24: I experienced advising barriers because: (Check all that apply.).....	25
Question 25: I experienced registration barriers because: (Check all that apply.).....	26
Question 26: Do you have additional comments on the barriers you faced as a transfer student?.....	27
Question 27: Please rate your agreement with the following statements.....	28
Levels.....	28
Question 28: During your first year at UNM, what aided in your success as a transfer student? Check	29

Report info

Report date:	Wednesday, August 29, 2018 9:13:56 AM MDT
Start date:	Tuesday, April 17, 2018 2:09:00 PM MDT
Stop date:	Monday, May 21, 2018 1:49:00 PM MDT
Stored responses:	1022
Number of completed responses:	860
Number of invitees:	8749
Invitees that responded:	913
Invitee response rate:	10.44%

Question 1

Where were you advised? Check all that apply.



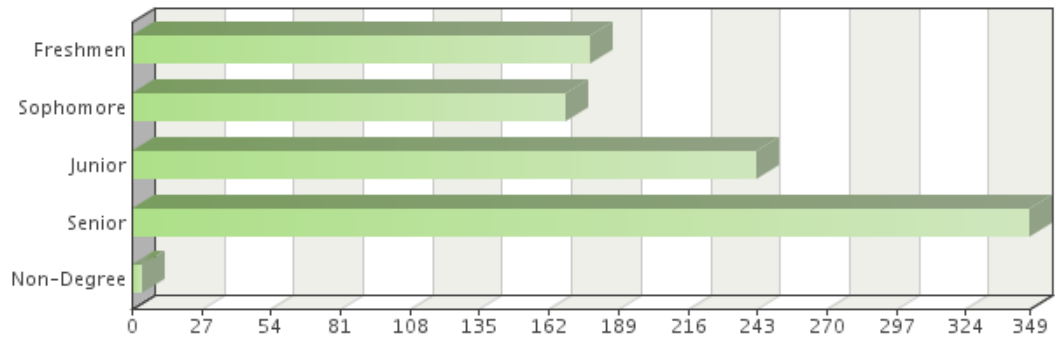
Frequency table

Choices	Absolute frequency	Relative frequency by choice	Relative frequency	Adjusted relative frequency
College of Arts & Sciences	391	37.17%	38.26%	41.38%
Anderson School of Management	138	13.12%	13.5%	14.6%
College of Education	126	11.98%	12.33%	13.33%
College of Fine Arts	76	7.22%	7.44%	8.04%
College of Population Health	5	0.48%	0.49%	0.53%
School of Architecture & Planning	31	2.95%	3.03%	3.28%
School of Engineering	130	12.36%	12.72%	13.76%
School of Medicing (EMS, Dental Hygiene, Med Lab, RadSci)	34	3.23%	3.33%	3.6%
University College	119	11.31%	11.64%	12.59%
University Libraries	2	0.19%	0.2%	0.21%
Sum:	1052	100%	-	-
Not answered:	77	-	7.53%	-

Total answered: 945

Question 2

What is your classification?



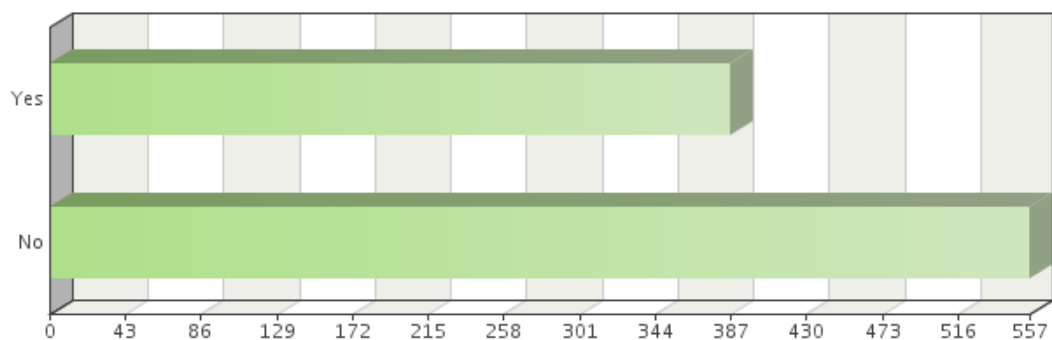
Frequency table

Choices	Absolute frequency	Relative frequency	Adjusted relative frequency
Freshmen	178	17.42%	18.88%
Sophomore	169	16.54%	17.92%
Junior	243	23.78%	25.77%
Senior	349	34.15%	37.01%
Non-Degree	4	0.39%	0.42%
Sum:	943	92.27%	100%
Not answered:	79	7.73%	-

Total answered: 943

Question 3

Did you transfer to UNM?

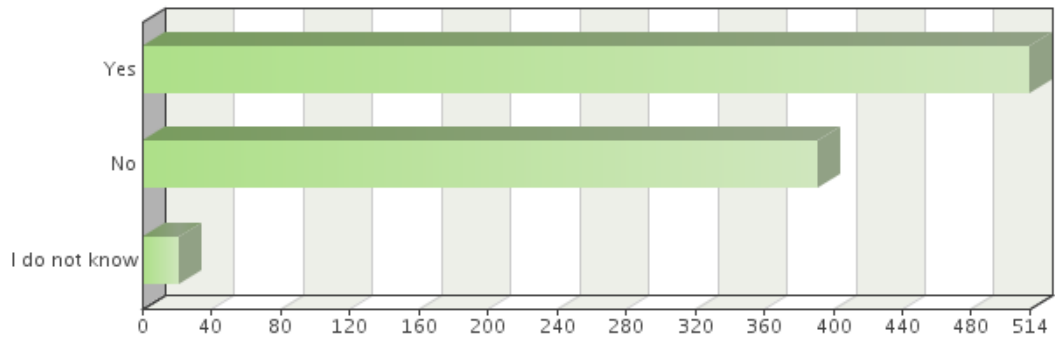


Frequency table

Choices	Absolute frequency	Relative frequency	Adjusted relative frequency
Yes	387	37.87%	41%
No	557	54.5%	59%
Sum:	944	92.37%	100%
Not answered:	78	7.63%	-
Total answered: 944			

Question 4

Did either of your parents or guardians graduate from college?

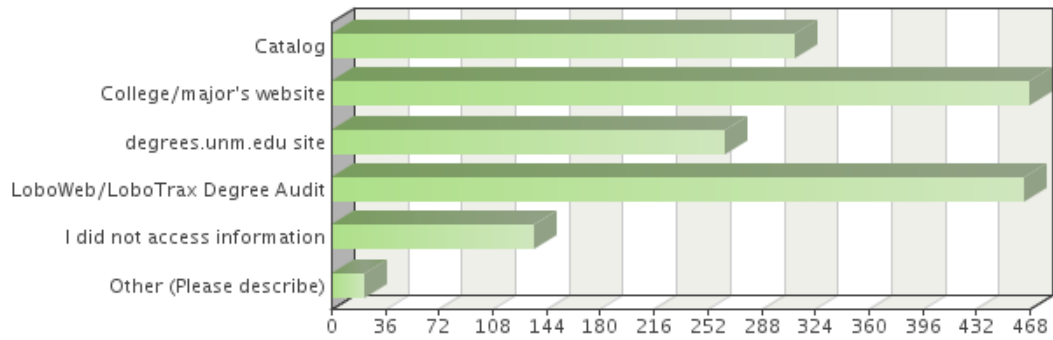


Frequency table

Choices	Absolute frequency	Relative frequency	Adjusted relative frequency
Yes	514	50.29%	55.51%
No	391	38.26%	42.22%
I do not know	21	2.05%	2.27%
Sum:	926	90.61%	100%
Not answered:	96	9.39%	-
Total answered: 926			

Question 5

If you accessed information about your degree program before your advising session, which site did you use? Check all that apply.



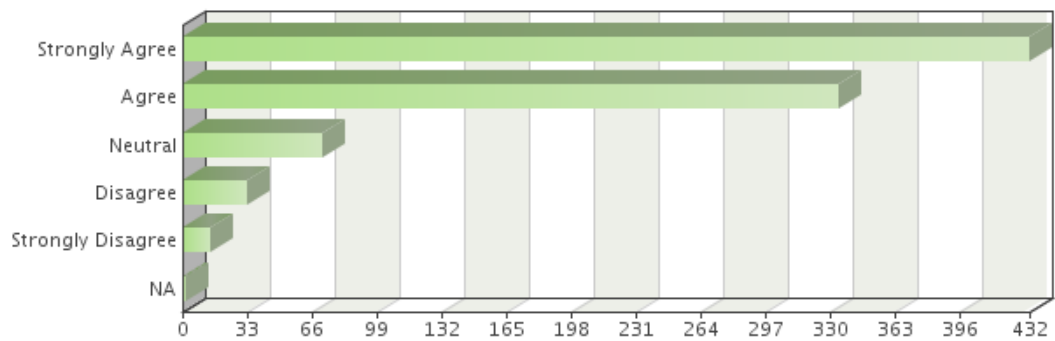
Frequency table

Choices	Absolute frequency	Relative frequency by choice	Relative frequency	Adjusted relative frequency
Catalog	311	18.67%	30.43%	33.59%
College/major's website	468	28.09%	45.79%	50.54%
degrees.unm.edu site	264	15.85%	25.83%	28.51%
LoboWeb/LoboTrax Degree Audit	465	27.91%	45.5%	50.22%
I did not access information	136	8.16%	13.31%	14.69%
Other (Please describe)	22	1.32%	2.15%	2.38%
Sum:	1666	100%	-	-
Not answered:	96	-	9.39%	-

Total answered: 926

Question 6

I had sufficient time to address all the information needed during my advising session.

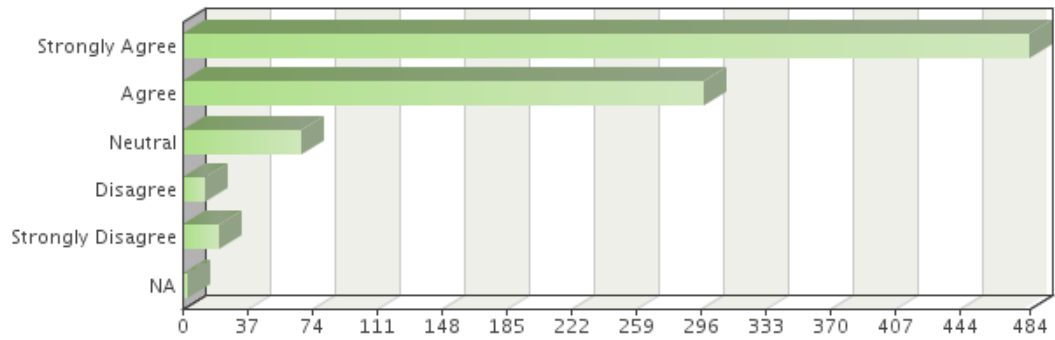


Frequency table

Choices	Absolute frequency	Relative frequency	Adjusted relative frequency
Strongly Agree	432	42.27%	48.7%
Agree	335	32.78%	37.77%
Neutral	71	6.95%	8%
Disagree	33	3.23%	3.72%
Strongly Disagree	14	1.37%	1.58%
NA	2	0.2%	0.23%
Sum:	887	86.79%	100%
Not answered:	135	13.21%	-
Total answered: 887			

Question 7

My session was conducted in a supportive environment.

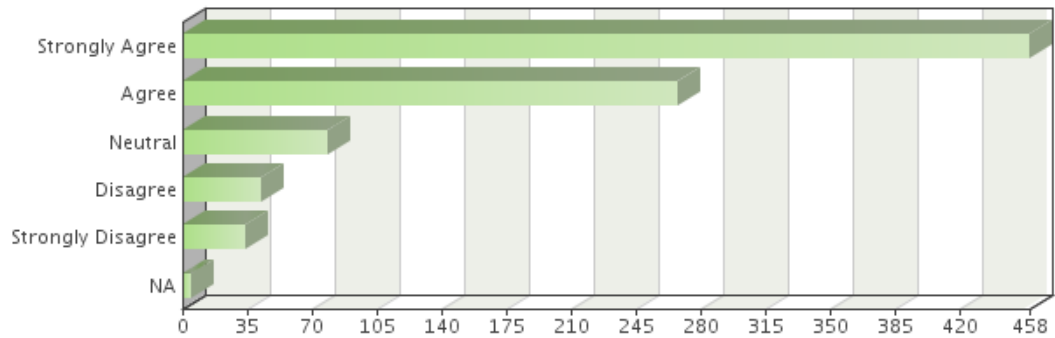


Frequency table

Choices	Absolute frequency	Relative frequency	Adjusted relative frequency
Strongly Agree	484	47.36%	54.57%
Agree	298	29.16%	33.6%
Neutral	68	6.65%	7.67%
Disagree	13	1.27%	1.47%
Strongly Disagree	21	2.05%	2.37%
NA	3	0.29%	0.34%
Sum:	887	86.79%	100%
Not answered:	135	13.21%	-
Total answered: 887			

Question 8

My advisor provided clear information on the requirements of my degree program.

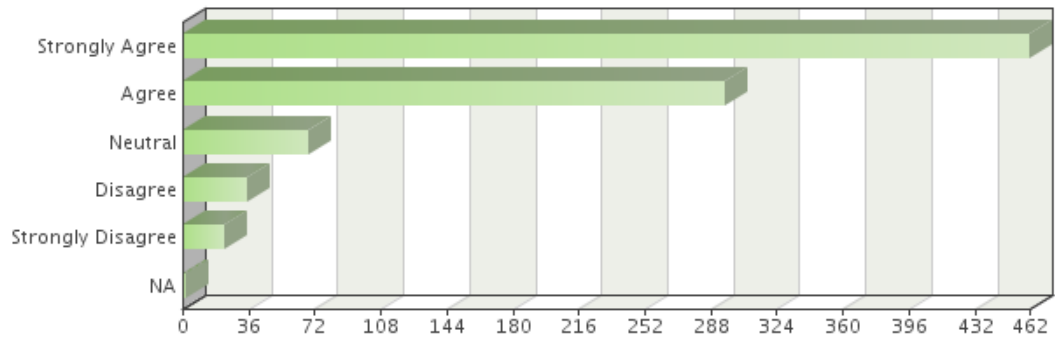


Frequency table

Choices	Absolute frequency	Relative frequency	Adjusted relative frequency
Strongly Agree	458	44.81%	51.63%
Agree	268	26.22%	30.21%
Neutral	79	7.73%	8.91%
Disagree	43	4.21%	4.85%
Strongly Disagree	34	3.33%	3.83%
NA	5	0.49%	0.56%
Sum:	887	86.79%	100%
Not answered:	135	13.21%	-
Total answered: 887			

Question 9

My advisor answered my questions or provided guidance on where answers could be found.

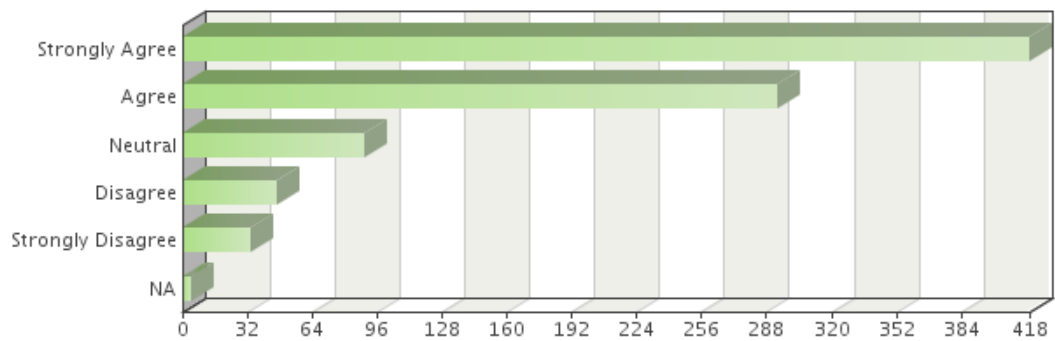


Frequency table

Choices	Absolute frequency	Relative frequency	Adjusted relative frequency
Strongly Agree	462	45.21%	52.09%
Agree	296	28.96%	33.37%
Neutral	69	6.75%	7.78%
Disagree	35	3.42%	3.95%
Strongly Disagree	23	2.25%	2.59%
NA	2	0.2%	0.23%
Sum:	887	86.79%	100%
Not answered:	135	13.21%	-
Total answered: 887			

Question 10

Enough information was provided to make an informed decision about my academic goals.

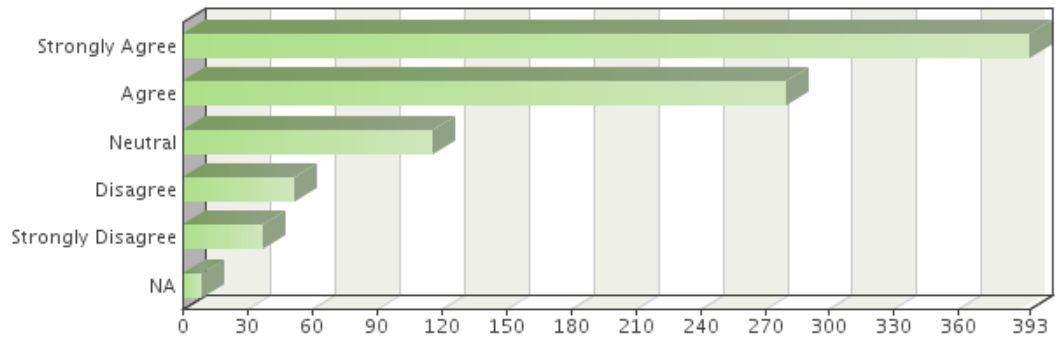


Frequency table

Choices	Absolute frequency	Relative frequency	Adjusted relative frequency
Strongly Agree	418	40.9%	47.13%
Agree	294	28.77%	33.15%
Neutral	90	8.81%	10.15%
Disagree	47	4.6%	5.3%
Strongly Disagree	34	3.33%	3.83%
NA	4	0.39%	0.45%
Sum:	887	86.79%	100%
Not answered:	135	13.21%	-
Total answered: 887			

Question 11

My advising session(s) have helped me stay on track with my graduation timeline.

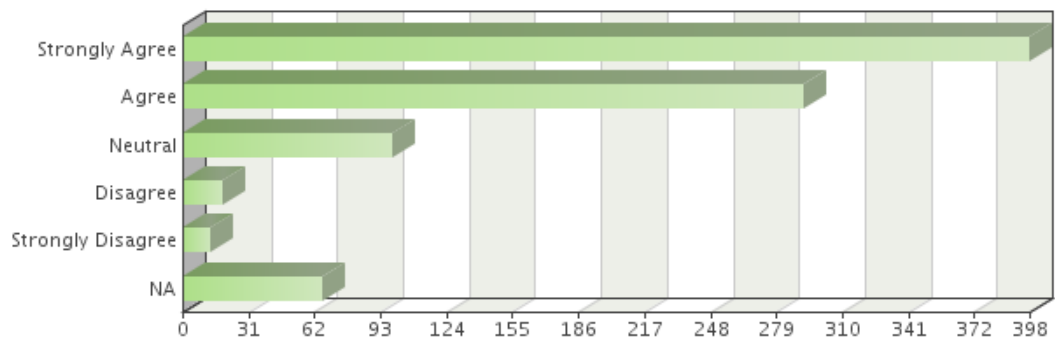


Frequency table

Choices	Absolute frequency	Relative frequency	Adjusted relative frequency
Strongly Agree	393	38.45%	44.31%
Agree	280	27.4%	31.57%
Neutral	116	11.35%	13.08%
Disagree	52	5.09%	5.86%
Strongly Disagree	37	3.62%	4.17%
NA	9	0.88%	1.01%
Sum:	887	86.79%	100%
Not answered:	135	13.21%	-
Total answered: 887			

Question 12

The front desk staff at my advising center was helpful and courteous.



Frequency table

Choices	Absolute frequency	Relative frequency	Adjusted relative frequency
Strongly Agree	398	38.94%	44.87%
Agree	292	28.57%	32.92%
Neutral	99	9.69%	11.16%
Disagree	19	1.86%	2.14%
Strongly Disagree	13	1.27%	1.47%
NA	66	6.46%	7.44%
Sum:	887	86.79%	100%
Not answered:	135	13.21%	-

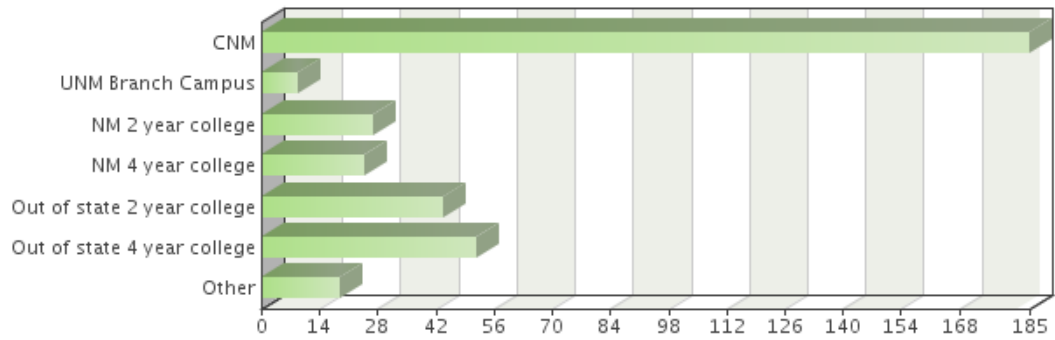
Total answered: 887

Question 13

Please provide additional feedback about your advising session. You may mention advisors by name.

Question 14

What institution did you transfer from?

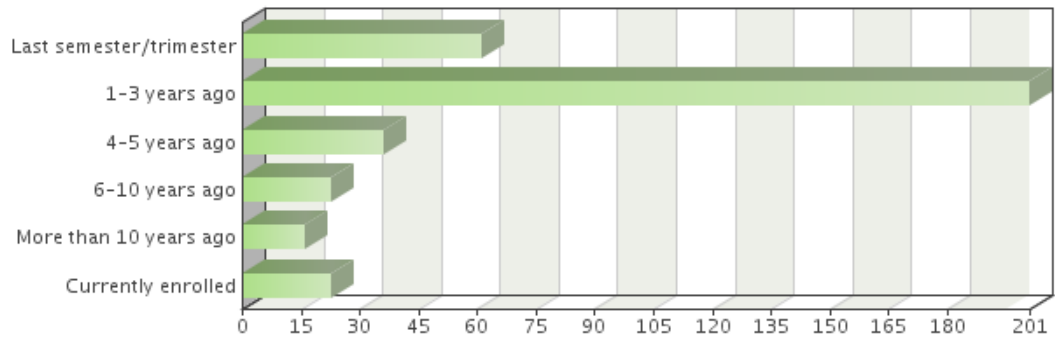


Frequency table

Choices	Absolute frequency	Relative frequency	Adjusted relative frequency
CNM	185	18.1%	51.25%
UNM Branch Campus	9	0.88%	2.49%
NM 2 year college	27	2.64%	7.48%
NM 4 year college	25	2.45%	6.93%
Out of state 2 year college	44	4.31%	12.19%
Out of state 4 year college	52	5.09%	14.4%
Other	19	1.86%	5.26%
Sum:	361	35.32%	100%
Not answered:	661	64.68%	-
Total answered: 361			

Question 15

How long ago did you take courses at your previous institution?



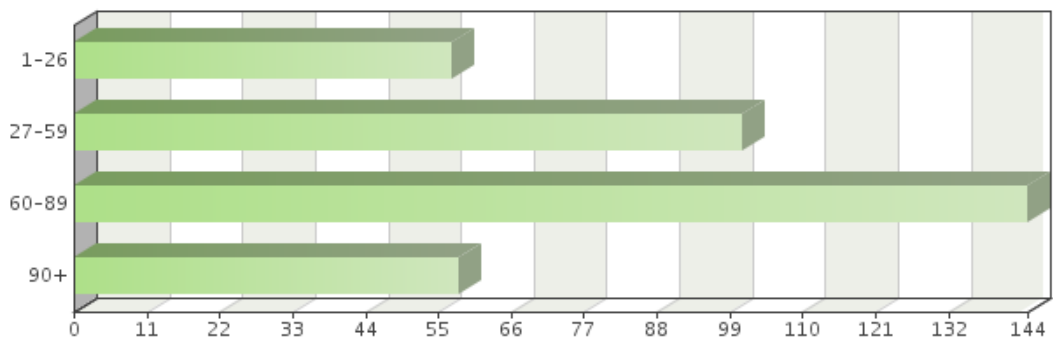
Frequency table

Choices	Absolute frequency	Relative frequency	Adjusted relative frequency
Last semester/trimester	61	5.97%	16.94%
1-3 years ago	201	19.67%	55.83%
4-5 years ago	36	3.52%	10%
6-10 years ago	23	2.25%	6.39%
More than 10 years ago	16	1.57%	4.44%
Currently enrolled	23	2.25%	6.39%
Sum:	360	35.23%	100%
Not answered:	662	64.77%	-

Total answered: 360

Question 16

How many credits did you transfer to UNM?

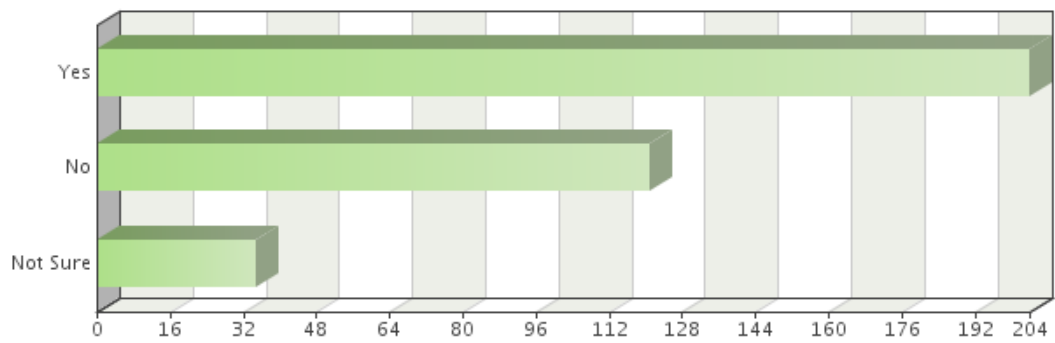


Frequency table

Choices	Absolute frequency	Relative frequency	Adjusted relative frequency
1-26	57	5.58%	15.83%
27-59	101	9.88%	28.06%
60-89	144	14.09%	40%
90+	58	5.68%	16.11%
Sum:	360	35.23%	100%
Not answered:	662	64.77%	-
Total answered: 360			

Question 17

While you attended your previous institution, did you intend to transfer to UNM?



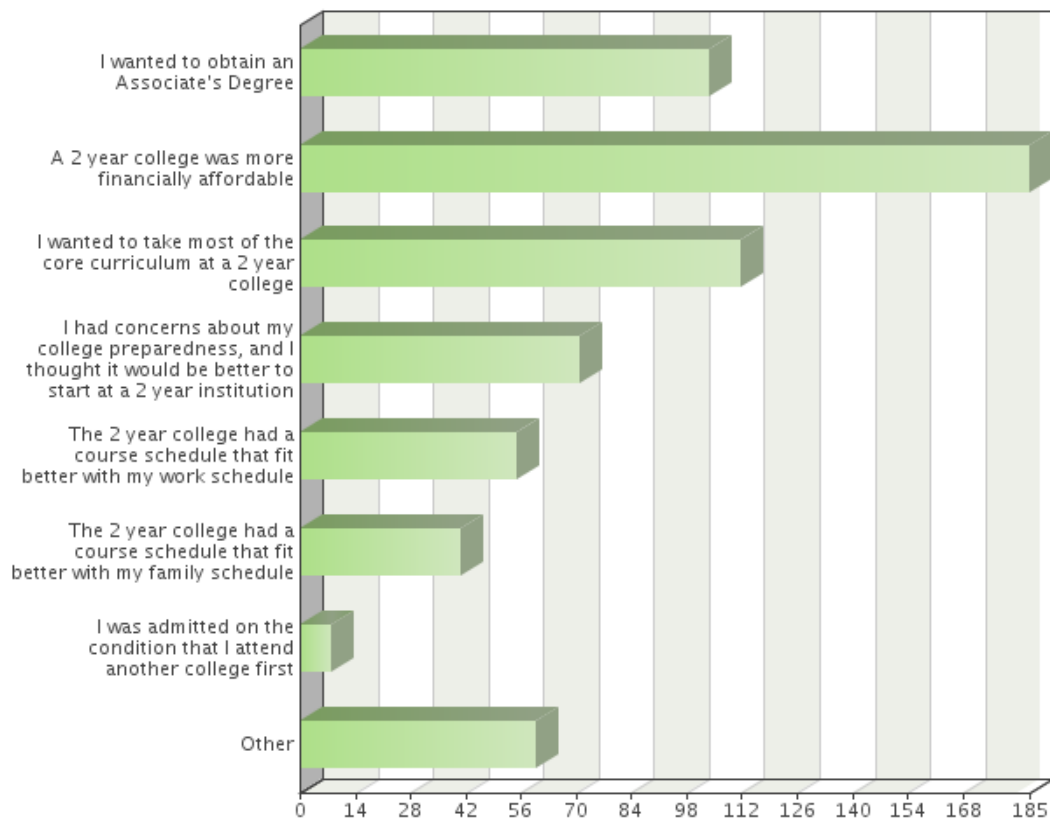
Frequency table

Choices	Absolute frequency	Relative frequency	Adjusted relative frequency
Yes	204	19.96%	56.67%
No	121	11.84%	33.61%
Not Sure	35	3.42%	9.72%
Sum:	360	35.23%	100%
Not answered:	662	64.77%	-

Total answered: 360

Question 18

What was your motivation for attending a 2 year college before attending UNM? Check all that apply.



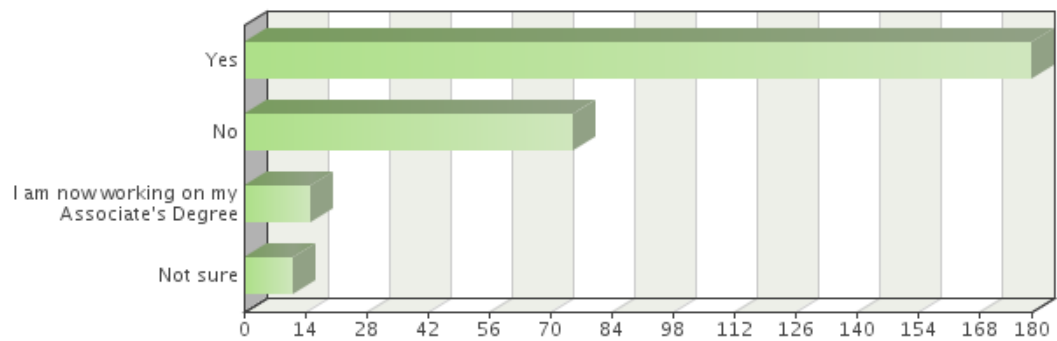
Frequency table

Choices	Absolute frequency	Relative frequency by choice	Relative frequency	Adjusted relative frequency
I wanted to obtain an Associate's Degree	104	16.35%	10.18%	37.01%
A 2 year college was more financially affordable	185	29.09%	18.1%	65.84%
I wanted to take most of the core curriculum at a 2 year college	112	17.61%	10.96%	39.86%
I had concerns about my college preparedness, and I thought it would be better to start at a 2 year institution	71	11.16%	6.95%	25.27%
The 2 year college had a course schedule that fit better with my work schedule	55	8.65%	5.38%	19.57%
The 2 year college had a course schedule that fit better with my family schedule	41	6.45%	4.01%	14.59%
I was admitted on the condition that I attend another college first	8	1.26%	0.78%	2.85%
Other	60	9.43%	5.87%	21.35%
Sum:	636	100%	-	-
Not answered:	741	-	72.5%	-

Total answered: 281

Question 19

Did you complete or are in the process of completing an Associate's Degree?

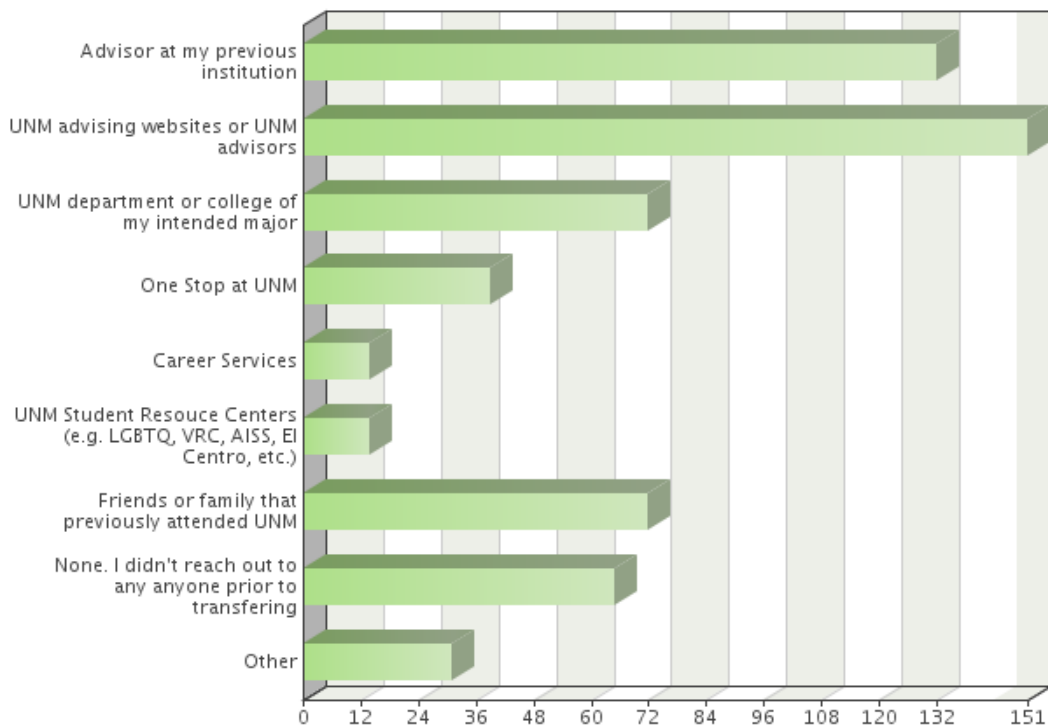


Frequency table

Choices	Absolute frequency	Relative frequency	Adjusted relative frequency
Yes	180	17.61%	64.06%
No	75	7.34%	26.69%
I am now working on my Associate's Degree	15	1.47%	5.34%
Not sure	11	1.08%	3.91%
Sum:	281	27.5%	100%
Not answered:	741	72.5%	-
Total answered: 281			

Question 20

Where did you get your information about the transfer process prior to attending UNM? Check all that apply.



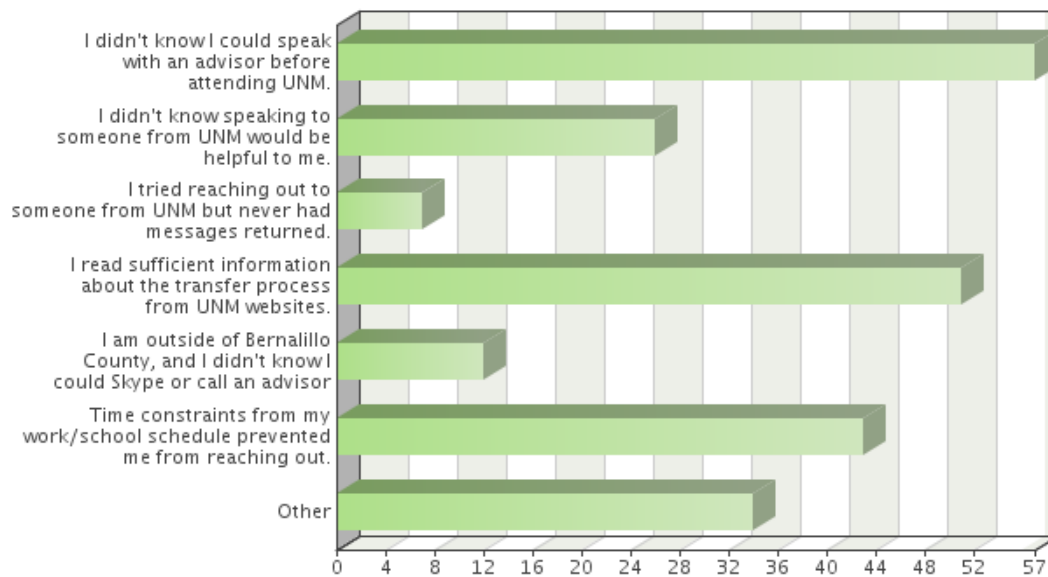
Frequency table

Choices	Absolute frequency	Relative frequency by choice	Relative frequency	Adjusted relative frequency
Advisor at my previous institution	132	22.37%	12.92%	36.97%
UNM advising websites or UNM advisors	151	25.59%	14.77%	42.3%
UNM department or college of my intended major	72	12.2%	7.05%	20.17%
One Stop at UNM	39	6.61%	3.82%	10.92%
Career Services	14	2.37%	1.37%	3.92%
UNM Student Resource Centers (e.g. LGBTQ, VRC, AISS, El Centro, etc.)	14	2.37%	1.37%	3.92%
Friends or family that previously attended UNM	72	12.2%	7.05%	20.17%
None. I didn't reach out to any anyone prior to transferring	65	11.02%	6.36%	18.21%
Other	31	5.25%	3.03%	8.68%
Sum:	590	100%	-	-
Not answered:	665	-	65.07%	-

Total answered: 357

Question 21

What prevented you from reaching out to UNM for support before transferring? Check all that apply.



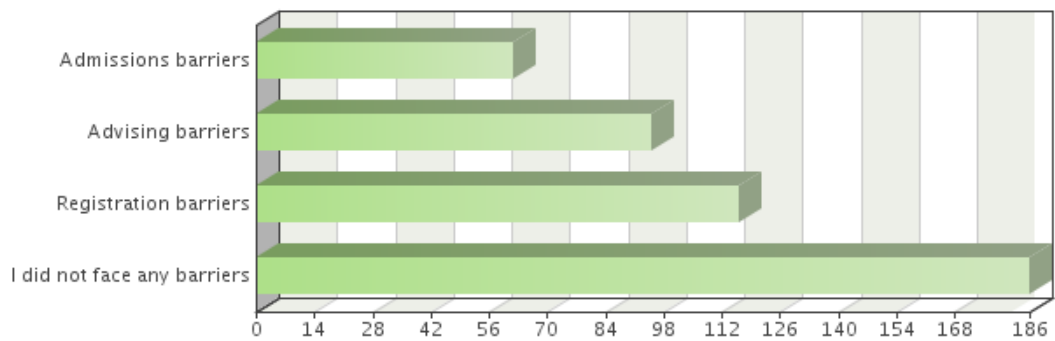
Frequency table

Choices	Absolute frequency	Relative frequency by choice	Relative frequency	Adjusted relative frequency
I didn't know I could speak with an advisor before attending UNM.	57	24.78%	5.58%	35.62%
I didn't know speaking to someone from UNM would be helpful to me.	26	11.3%	2.54%	16.25%
I tried reaching out to someone from UNM but never had messages returned.	7	3.04%	0.68%	4.38%
I read sufficient information about the transfer process from UNM websites.	51	22.17%	4.99%	31.88%
I am outside of Bernalillo County, and I didn't know I could Skype or call an advisor	12	5.22%	1.17%	7.5%
Time constraints from my work/school schedule prevented me from reaching out.	43	18.7%	4.21%	26.88%
Other	34	14.78%	3.33%	21.25%
Sum:	230	100%	-	-
Not answered:	862	-	84.34%	-

Total answered: 160

Question 22

What, if any, barriers did you face as a transfer student? Check all that apply.

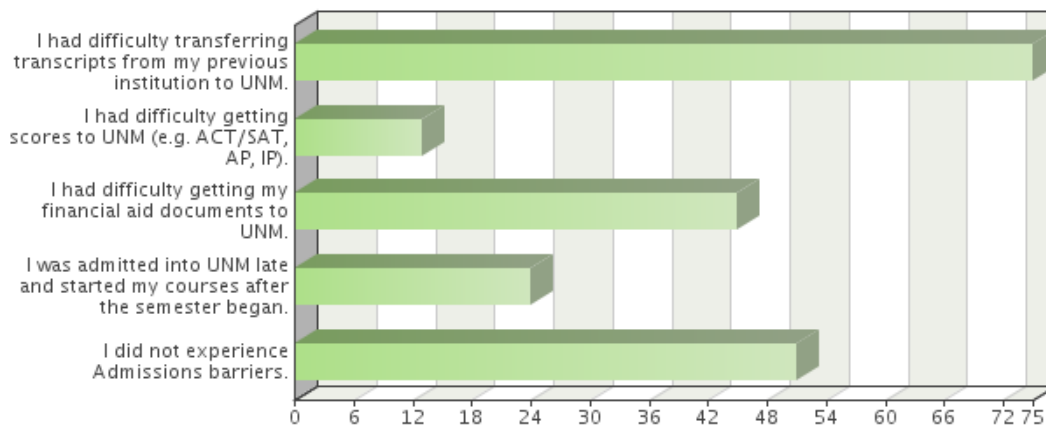


Frequency table

Choices	Absolute frequency	Relative frequency by choice	Relative frequency	Adjusted relative frequency
Admissions barriers	62	13.51%	6.07%	17.46%
Advising barriers	95	20.7%	9.3%	26.76%
Registration barriers	116	25.27%	11.35%	32.68%
I did not face any barriers	186	40.52%	18.2%	52.39%
Sum:	459	100%	-	-
Not answered:	667	-	65.26%	-
Total answered: 355				

Question 23

I faced Admissions barriers because: (Check all that apply.)



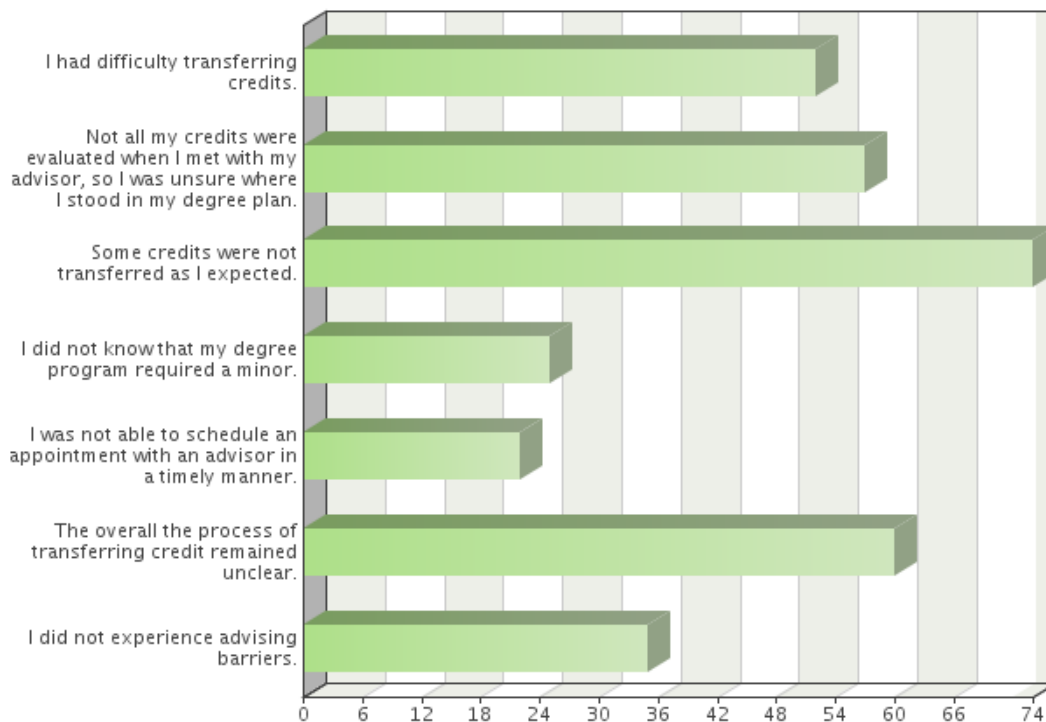
Frequency table

Choices	Absolute frequency	Relative frequency by choice	Relative frequency	Adjusted relative frequency
I had difficulty transferring transcripts from my previous institution to UNM.	75	36.06%	7.34%	44.91%
I had difficulty getting scores to UNM (e.g. ACT/SAT, AP, IP).	13	6.25%	1.27%	7.78%
I had difficulty getting my financial aid documents to UNM.	45	21.63%	4.4%	26.95%
I was admitted into UNM late and started my courses after the semester began.	24	11.54%	2.35%	14.37%
I did not experience Admissions barriers.	51	24.52%	4.99%	30.54%
Sum:	208	100%	-	-
Not answered:	855	-	83.66%	-

Total answered: 167

Question 24

I experienced advising barriers because: (Check all that apply.)



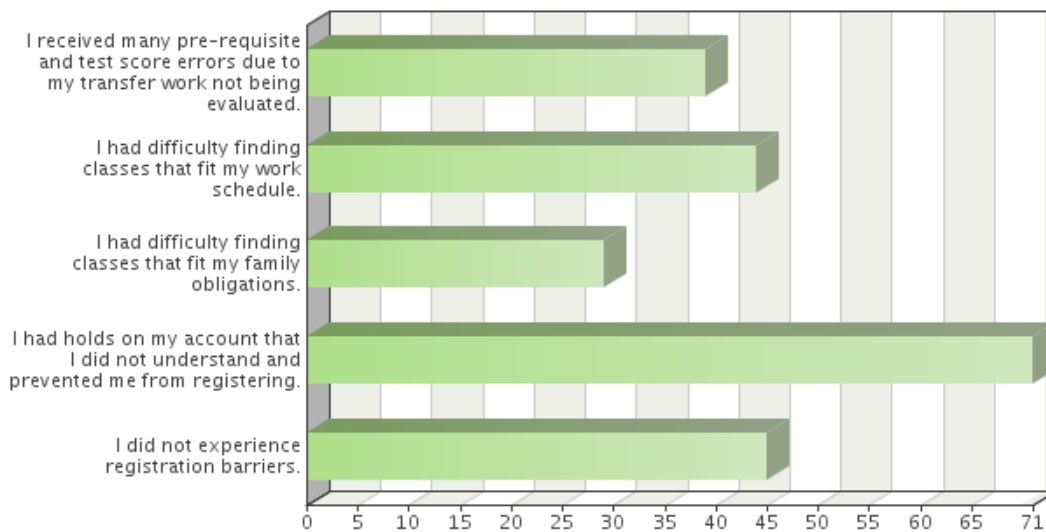
Frequency table

Choices	Absolute frequency	Relative frequency by choice	Relative frequency	Adjusted relative frequency
I had difficulty transferring credits.	52	16%	5.09%	31.71%
Not all my credits were evaluated when I met with my advisor, so I was unsure where I stood in my degree plan.	57	17.54%	5.58%	34.76%
Some credits were not transferred as I expected.	74	22.77%	7.24%	45.12%
I did not know that my degree program required a minor.	25	7.69%	2.45%	15.24%
I was not able to schedule an appointment with an advisor in a timely manner.	22	6.77%	2.15%	13.41%
The overall the process of transferring credit remained unclear.	60	18.46%	5.87%	36.59%
I did not experience advising barriers.	35	10.77%	3.42%	21.34%
Sum:	325	100%	-	-
Not answered:	858	-	83.95%	-

Total answered: 164

Question 25

I experienced registration barriers because: (Check all that apply.)



Frequency table

Choices	Absolute frequency	Relative frequency by choice	Relative frequency	Adjusted relative frequency
I received many pre-requisite and test score errors due to my transfer work not being evaluated.	39	17.11%	3.82%	23.78%
I had difficulty finding classes that fit my work schedule.	44	19.3%	4.31%	26.83%
I had difficulty finding classes that fit my family obligations.	29	12.72%	2.84%	17.68%
I had holds on my account that I did not understand and prevented me from registering.	71	31.14%	6.95%	43.29%
I did not experience registration barriers.	45	19.74%	4.4%	27.44%
Sum:	228	100%	-	-
Not answered:	858	-	83.95%	-

Total answered: 164

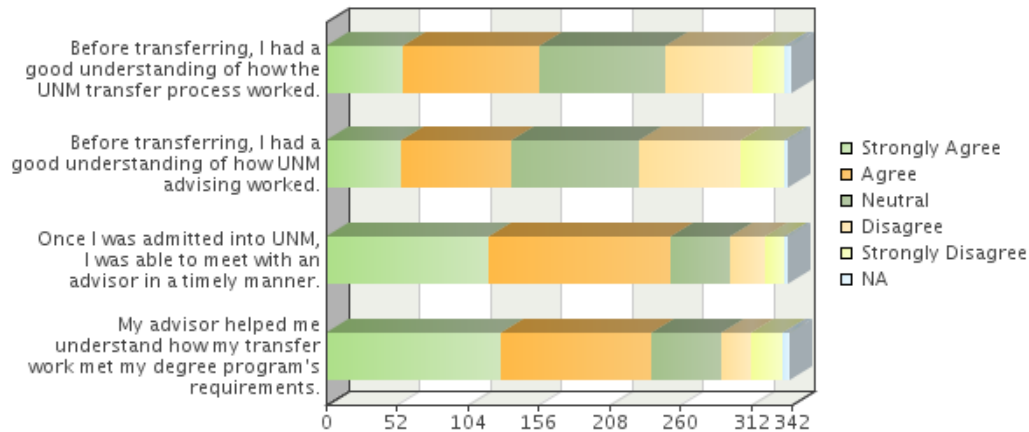
Question 26

Do you have additional comments on the barriers you faced as a transfer student?

Question 27

Please rate your agreement with the following statements.

Levels



	Strongly Agree	Agree	Neutral	Disagree	Strongly Disagree	NA	Sum
Before transferring, I had a good understanding of how the UNM transfer process worked.	56 16.37% 4.11%	101 29.53% 7.41%	93 27.19% 6.82%	64 18.71% 4.7%	23 6.73% 1.69%	5 1.46% 0.37%	342 100% 25.09%
Before transferring, I had a good understanding of how UNM advising worked.	55 16.18% 4.04%	81 23.82% 5.94%	94 27.65% 6.9%	75 22.06% 5.5%	32 9.41% 2.35%	3 0.88% 0.22%	340 100% 24.94%
Once I was admitted into UNM, I was able to meet with an advisor in a timely manner.	119 35% 8.73%	134 39.41% 9.83%	44 12.94% 3.23%	26 7.65% 1.91%	14 4.12% 1.03%	3 0.88% 0.22%	340 100% 24.94%
My advisor helped me understand how my transfer work met my degree program's requirements.	128 37.54% 9.39%	111 32.55% 8.14%	51 14.96% 3.74%	23 6.74% 1.69%	23 6.74% 1.69%	5 1.47% 0.37%	341 100% 25.02%
Sum	358 -	427 -	282 -	188 -	92 -	16 -	1363 -
	26.27%	31.33%	20.69%	13.79%	6.75%	1.17%	100%

*Sequence of numbers in a cell

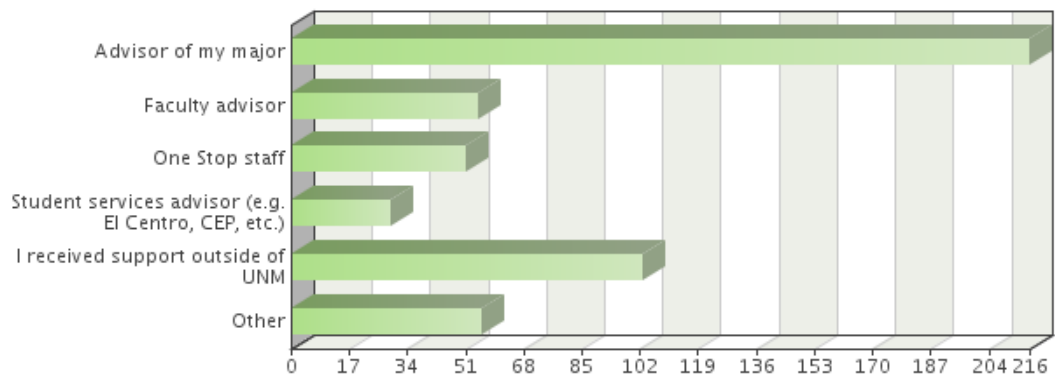
Absolute frequency

Relative frequency row

Relative frequency

Question 28

During your first year at UNM, what aided in your success as a transfer student? Check all that apply.



Frequency table

Choices	Absolute frequency	Relative frequency by choice	Relative frequency	Adjusted relative frequency
Advisor of my major	216	42.35%	21.14%	62.61%
Faculty advisor	55	10.78%	5.38%	15.94%
One Stop staff	51	10%	4.99%	14.78%
Student services advisor (e.g. El Centro, CEP, etc.)	29	5.69%	2.84%	8.41%
I received support outside of UNM	103	20.2%	10.08%	29.86%
Other	56	10.98%	5.48%	16.23%
Sum:	510	100%	-	-
Not answered:	677	-	66.24%	-
Total answered: 345				