

















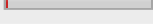




Advisor Institute 2012**Description:** Same as last year, just updates to the presenters and break outs.**Date Created:** 5/25/2012 11:08:33 AM**Date Range:** 5/30/2012 12:00:00 AM - 6/30/2012 11:59:00 PM**Total Respondents:** 51

Q1. What session(s) did you attend? (Check all that apply)				
Count	Respondent %	Response %		
8	57.14%	14.55%		Emotional Intelligence in the Work Place
0	0.00%	0.00%		Cultural & Interdisciplinary Programs
1	7.14%	1.82%		Curriculum Workflow
1	7.14%	1.82%		The Story Behind Univ 101
0	0.00%	0.00%		Dual Degree
3	21.43%	5.45%		Prereq override discussion
4	28.57%	7.27%		Math 120 Emporium
4	28.57%	7.27%		Transfer/Branch Roundtable
5	35.71%	9.09%		Graduate Advisor Roundtable
2	14.29%	3.64%		Study Abroad
3	21.43%	5.45%		Follow up time for Enrollment Management
3	21.43%	5.45%		What Advisors and Faculty Need to Know About Science, Engineering, and Math Majors
4	28.57%	7.27%		Student Success Plan and Orientation Utilization
1	7.14%	1.82%		The Rights of All Students Regardless of Immigration Status
3	21.43%	5.45%		Identifying Students in Distress
2	14.29%	3.64%		Coaching Initiative at UNM
1	7.14%	1.82%		The Experienced FRESH Face of Academia (Veterans)
1	7.14%	1.82%		What's Coming Down the Pike for Orientation This Summer
1	7.14%	1.82%		Challenges and Opportunities for Incoming Freshmen
3	21.43%	5.45%		Enrollment Management Updates
5	35.71%	9.09%		Advising Recommendations from NACADA
14	Respondents			
55	Responses			

Q2. Please indicate your level of satisfaction with the following aspects of the Advisor's Institute. - Advisor's Institute overall				
Count	Percent			
6	42.86%			Very satisfied
4	28.57%			Moderately satisfied
4	28.57%			Neither satisfied nor dissatisfied
0	0.00%			Moderately dissatisfied
0	0.00%			Very dissatisfied
14	Respondents			

Q3. Please indicate your level of satisfaction with the following aspects of the Advisor's Institute. - Registration, breakfast, welcome

Count	Percent		
6	42.86%		Very satisfied
6	42.86%		Moderately satisfied
1	7.14%		Neither satisfied nor dissatisfied
1	7.14%		Moderately dissatisfied
0	0.00%		Very dissatisfied
14	Respondents		

Q4. Please indicate your level of satisfaction with the following aspects of the Advisor's Institute. - Luncheon

Count	Percent		
5	35.71%		Very satisfied
5	35.71%		Moderately satisfied
3	21.43%		Neither satisfied nor dissatisfied
1	7.14%		Moderately dissatisfied
0	0.00%		Very dissatisfied
14	Respondents		

Q5. Please indicate your level of satisfaction with the following aspects of the Advisor's Institute. - Presentations

Count	Percent		
6	42.86%		Very satisfied
7	50.00%		Moderately satisfied
1	7.14%		Neither satisfied nor dissatisfied
0	0.00%		Moderately dissatisfied
0	0.00%		Very dissatisfied
14	Respondents		

Q6. Please indicate how informative the presenters were for the session(s) you attended: - Dr. Steve Rugala, CARS (Emotional Intelligence in the Work Place)

Count	Percent		
4	50.00%		Extremely informative
2	25.00%		Very informative
1	12.50%		Moderately informative
1	12.50%		Slightly informative
0	0.00%		Not at all informative
8	Respondents		

Q7. Please indicate how informative the presenters were for the session(s) you attended: - Sonia Gipson Rankin (Cultural & Interdisciplinary Program)

Count	Percent		
0	0.00%		Extremely informative
0	0.00%		Very informative
0	0.00%		Moderately informative
0	0.00%		Slightly informative
0	0.00%		Not at all informative
0	Respondents		

Q8. Please indicate how informative the presenters were for the session(s) you attended: - Stephanie Hands (Curriculum Workflow)

Count	Percent		
0	0.00%	<input type="checkbox"/>	Extremely informative
0	0.00%	<input type="checkbox"/>	Very informative
0	0.00%	<input type="checkbox"/>	Moderately informative
1	100.00%	<input checked="" type="checkbox"/>	Slightly informative
0	0.00%	<input type="checkbox"/>	Not at all informative
1	Respondents		

Q9. Please indicate how informative the presenters were for the session(s) you attended: - Mary Thomas (The Story Behind Univ 101)

Count	Percent		
0	0.00%	<input type="checkbox"/>	Extremely informative
0	0.00%	<input type="checkbox"/>	Very informative
1	100.00%	<input checked="" type="checkbox"/>	Moderately informative
0	0.00%	<input type="checkbox"/>	Slightly informative
0	0.00%	<input type="checkbox"/>	Not at all informative
1	Respondents		

Q10. Please indicate how informative the presenters were for the session(s) you attended: - Stephanie Hands (Dual Degree)

Count	Percent		
0	0.00%	<input type="checkbox"/>	Extremely informative
0	0.00%	<input type="checkbox"/>	Very informative
0	0.00%	<input type="checkbox"/>	Moderately informative
0	0.00%	<input type="checkbox"/>	Slightly informative
0	0.00%	<input type="checkbox"/>	Not at all informative
0	Respondents		





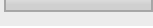
Q11. Please indicate how informative the presenters were for the session(s) you attended: - Vanessa Harris (Prereq override discussion)

Count	Percent		
1	33.33%	<input checked="" type="checkbox"/>	Extremely informative
0	0.00%	<input type="checkbox"/>	Very informative
1	33.33%	<input checked="" type="checkbox"/>	Moderately informative
1	33.33%	<input checked="" type="checkbox"/>	Slightly informative
0	0.00%	<input type="checkbox"/>	Not at all informative
3	Respondents		






Q12. Please indicate how informative the presenters were for the session(s) you attended: - Tamra Mason (Math 120 Emporium)

Count	Percent		
4	100.00%	<input checked="" type="checkbox"/>	Extremely informative
0	0.00%	<input type="checkbox"/>	Very informative
0	0.00%	<input type="checkbox"/>	Moderately informative
0	0.00%	<input type="checkbox"/>	Slightly informative
0	0.00%	<input type="checkbox"/>	Not at all informative
4	Respondents		






Q13. Please indicate how informative the presenters were for the session(s) you attended: - Maisie Baca & Diana Torrez (Transfer/Branch Roundtable)

Count	Percent		
1	25.00%		Extremely informative
1	25.00%		Very informative
2	50.00%		Moderately informative
0	0.00%		Slightly informative
0	0.00%		Not at all informative
4 Respondents			



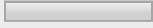


Q14. Please indicate how informative the presenters were for the session(s) you attended: - Robben Baca and Edwina Chavez-Salazar (Graduate Advisor Roundtable)

Count	Percent		
2	40.00%		Extremely informative
1	20.00%		Very informative
2	40.00%		Moderately informative
0	0.00%		Slightly informative
0	0.00%		Not at all informative
5 Respondents			






Q15. Please indicate how informative the presenters were for the session(s) you attended: - Lauren Fowler Young and Robyn Cote (Study Abroad)

Count	Percent		
2	100.00%		Extremely informative
0	0.00%		Very informative
0	0.00%		Moderately informative
0	0.00%		Slightly informative
0	0.00%		Not at all informative
2 Respondents			






Q16. Please indicate how informative the presenters were for the session(s) you attended: - Enrollment Management Team (Follow up time for Enrollment Management)

Count	Percent		
2	66.67%		Extremely informative
1	33.33%		Very informative
0	0.00%		Moderately informative
0	0.00%		Slightly informative
0	0.00%		Not at all informative
3 Respondents			






Q17. Please indicate how informative the presenters were for the session(s) you attended: - Dr. Gary Smith, Carolina Aguirre, Tim Schroeder (What Advisors and Faculty Need to Know About Science, Engineering, and Math Majors)

Count	Percent		
1	33.33%		Extremely informative
1	33.33%		Very informative
0	0.00%		Moderately informative
1	33.33%		Slightly informative
0	0.00%		Not at all informative
3 Respondents			






Q18. Please indicate how informative the presenters were for the session(s) you attended: - Nissane Capps and Corine Gonzales (Student Success Plan and Orientation Utilization)

Count	Percent		
1	25.00%		Extremely informative
0	0.00%		Very informative
3	75.00%		Moderately informative
0	0.00%		Slightly informative
0	0.00%		Not at all informative
4	Respondents		






Q19. Please indicate how informative the presenters were for the session(s) you attended: - Armando Bustamante and Christopher Smith-Lopez (The Rights of All Students Regardless of Immigration Status)

Count	Percent		
1	100.00%		Extremely informative
0	0.00%		Very informative
0	0.00%		Moderately informative
0	0.00%		Slightly informative
0	0.00%		Not at all informative
1	Respondents		






Q20. Please indicate how informative the presenters were for the session(s) you attended: - Harry Linneman (Identifying Students in Distress Code)

Count	Percent		
2	66.67%		Extremely informative
1	33.33%		Very informative
0	0.00%		Moderately informative
0	0.00%		Slightly informative
0	0.00%		Not at all informative
3	Respondents		

Q21. Please indicate how informative the presenters were for the session(s) you attended: - Jennifer Gomez-Chavez and Andrew Gonzalez (Coaching Initiative at UNM)

Count	Percent		
0	0.00%		Extremely informative
1	50.00%		Very informative
1	50.00%		Moderately informative
0	0.00%		Slightly informative
0	0.00%		Not at all informative
2	Respondents		

Q22. Please indicate how informative the presenters were for the session(s) you attended: - Marilyn M. Dykman (The Experienced FRESH Face of Academia (Veterans)

Count	Percent		
0	0.00%		Extremely informative
0	0.00%		Very informative
1	100.00%		Moderately informative
0	0.00%		Slightly informative
0	0.00%		Not at all informative
1	Respondents		

Q23. Please indicate how informative the presenters were for the session(s) you attended: - Andrew Gonzales, Corine Gonzales (What's Coming Down the Pike for Orientation This Summer)

Count	Percent		
0	0.00%	<input type="checkbox"/>	Extremely informative
0	0.00%	<input type="checkbox"/>	Very informative
1	100.00%	<input checked="" type="checkbox"/>	Moderately informative
0	0.00%	<input type="checkbox"/>	Slightly informative
0	0.00%	<input type="checkbox"/>	Not at all informative
1	Respondents		

Q24. Please indicate how informative the presenters were for the session(s) you attended: - Dr. Kate Krause (Challenges and Opportunities for Incoming Freshmen)

Count	Percent		
0	0.00%	<input type="checkbox"/>	Extremely informative
0	0.00%	<input type="checkbox"/>	Very informative
1	100.00%	<input checked="" type="checkbox"/>	Moderately informative
0	0.00%	<input type="checkbox"/>	Slightly informative
0	0.00%	<input type="checkbox"/>	Not at all informative
1	Respondents		


















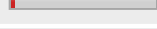

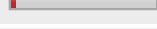

Q25. Please indicate how informative the presenters were for the session(s) you attended: - Joseph Gonzales, Matt Hulett & Deborah Kielyka and Alec Reber (Enrollment Management Updates)

Count	Percent		
2	66.67%	<input checked="" type="checkbox"/>	Extremely informative
1	33.33%	<input checked="" type="checkbox"/>	Very informative
0	0.00%	<input type="checkbox"/>	Moderately informative
0	0.00%	<input type="checkbox"/>	Slightly informative
0	0.00%	<input type="checkbox"/>	Not at all informative
3	Respondents		
























Q26. Please indicate how informative the presenters were for the session(s) you attended: - Vanessa Harris (Advising Recommendations from NACADA)

Count	Percent		
2	40.00%	<input checked="" type="checkbox"/>	Extremely informative
2	40.00%	<input checked="" type="checkbox"/>	Very informative
0	0.00%	<input type="checkbox"/>	Moderately informative
1	20.00%	<input checked="" type="checkbox"/>	Slightly informative
0	0.00%	<input type="checkbox"/>	Not at all informative
5	Respondents		






Q27. Which presentations would you like repeated in the Fall 2012 Institute? (Check all that apply)

Count	Respondent %	Response %		
4	28.57%	5.19%		Emotional Intelligence in the Work Place
4	28.57%	5.19%		Cultural & Interdisciplinary Programs
3	21.43%	3.90%		Curriculum Workflow
2	14.29%	2.60%		The Story Behind Univ 101
5	35.71%	6.49%		Dual Degree
3	21.43%	3.90%		Prereq override discussion
3	21.43%	3.90%		Math 120 Emporium
7	50.00%	9.09%		Transfer/Branch Roundtable
6	42.86%	7.79%		Graduate Advisor Roundtable
5	35.71%	6.49%		Study Abroad
2	14.29%	2.60%		Follow up time for Enrollment Management
4	28.57%	5.19%		What Advisors and Faculty Need to Know About Science, Engineering, and Math Majors
3	21.43%	3.90%		Student Success Plan and Orientation Utilization
4	28.57%	5.19%		The Rights of All Students Regardless of Immigration Status
5	35.71%	6.49%		Identifying Students in Distress
1	7.14%	1.30%		Coaching Initiative at UNM
2	14.29%	2.60%		The Experienced FRESH Face of Academia (Veterans)
1	7.14%	1.30%		What's Coming Down the Pike for Orientation This Summer
3	21.43%	3.90%		Challenges and Opportunities for Incoming Freshmen
5	35.71%	6.49%		Enrollment Management Updates
5	35.71%	6.49%		Advising Recommendations from NACADA
14	Respondents			
77	Responses			
















Q28. Do you have any ideas for workshops, speakers, or presenters for future institutes?

Count	Percent																																		
7	50.00%		Yes (please share)																																
<table border="1"> <thead> <tr> <th>Count</th> <th>Percent</th> <th></th> <th></th> </tr> </thead> <tbody> <tr> <td>1</td> <td>14.29%</td> <td></td> <td>African American Student Services present on say "The Afro Experience At UNM". More sessions on people of different colors many more than we usually get info at these events.</td> </tr> <tr> <td>1</td> <td>14.29%</td> <td></td> <td>Evaluation of online programs, including data of participation by main campus students</td> </tr> <tr> <td>1</td> <td>14.29%</td> <td></td> <td>I would be interested in updates about CAPS, Accessibility Resource Center. I would be interested in specialized programs for undergraduates such as Ronald E. McNair, MARC, IMSD, Student Support Services-TRIO, PREP, MCAT+, CAMP program so I can direct students to these opportunities.</td> </tr> <tr> <td>1</td> <td>14.29%</td> <td></td> <td>interaction skills for success...EOD</td> </tr> <tr> <td>1</td> <td>14.29%</td> <td></td> <td>Someone from Career Services to talk about Internships/Externships--paperwork needed, etc!</td> </tr> <tr> <td>1</td> <td>14.29%</td> <td></td> <td>The Institute is mostly geared toward University College (for the larger sessions). While it is good information to have, it would be good if the larger sessions were broken out by UC vs. Colleges.</td> </tr> <tr> <td>1</td> <td>14.29%</td> <td></td> <td>We should develop some presentations on student engagement. I would like to be involved in that as well. I'm working on formalizing the Biology student engagement offerings as I write this. Engagement is SO important.</td> </tr> </tbody> </table>				Count	Percent			1	14.29%		African American Student Services present on say "The Afro Experience At UNM". More sessions on people of different colors many more than we usually get info at these events.	1	14.29%		Evaluation of online programs, including data of participation by main campus students	1	14.29%		I would be interested in updates about CAPS, Accessibility Resource Center. I would be interested in specialized programs for undergraduates such as Ronald E. McNair, MARC, IMSD, Student Support Services-TRIO, PREP, MCAT+, CAMP program so I can direct students to these opportunities.	1	14.29%		interaction skills for success...EOD	1	14.29%		Someone from Career Services to talk about Internships/Externships--paperwork needed, etc!	1	14.29%		The Institute is mostly geared toward University College (for the larger sessions). While it is good information to have, it would be good if the larger sessions were broken out by UC vs. Colleges.	1	14.29%		We should develop some presentations on student engagement. I would like to be involved in that as well. I'm working on formalizing the Biology student engagement offerings as I write this. Engagement is SO important.
Count	Percent																																		
1	14.29%		African American Student Services present on say "The Afro Experience At UNM". More sessions on people of different colors many more than we usually get info at these events.																																
1	14.29%		Evaluation of online programs, including data of participation by main campus students																																
1	14.29%		I would be interested in updates about CAPS, Accessibility Resource Center. I would be interested in specialized programs for undergraduates such as Ronald E. McNair, MARC, IMSD, Student Support Services-TRIO, PREP, MCAT+, CAMP program so I can direct students to these opportunities.																																
1	14.29%		interaction skills for success...EOD																																
1	14.29%		Someone from Career Services to talk about Internships/Externships--paperwork needed, etc!																																
1	14.29%		The Institute is mostly geared toward University College (for the larger sessions). While it is good information to have, it would be good if the larger sessions were broken out by UC vs. Colleges.																																
1	14.29%		We should develop some presentations on student engagement. I would like to be involved in that as well. I'm working on formalizing the Biology student engagement offerings as I write this. Engagement is SO important.																																
7	50.00%		No																																
14	Respondents																																		




Q29. How beneficial do you think the Advisor's Institute has been for your professional development?

Count	Percent		
4	28.57%		Extremely beneficial
4	28.57%		Very beneficial
3	21.43%		Moderately beneficial
2	14.29%		Slightly beneficial
1	7.14%		Not at all beneficial
14 Respondents			

Q30. What did you like about the Advisor's Institute?

Count	Percent		
14	100.00%		
Count	Percent		
1	7.14%		Accessing updates on UNM initiatives.
1	7.14%		connecting with other advisors and learning more about their programs.
1	7.14%		different topics
1	7.14%		For Advisors working outside of the larger advising units, information is gathered very informally. After the institute I feel more in touch with the big picture. The information that I got at the breakout sessions was invaluable.
1	7.14%		Having the chance to see advisors face to face and interact with them on a more casual basis. I believe it helps to strengthen working relationships.
1	7.14%		I liked the flow of the whole event, though it would be helpful to have the start of the event scheduled for later (as we never seem to begin on time).
1	7.14%		Meeting the other advisors, the roundtable discussion for graduate studies.
1	7.14%		Networking and sharing best practices is essential for advisors. The Advisor Institute helps our creative advisors stay motivated, inspired, educated on hot button issues and it reduces feelings of isolation.
1	7.14%		Networking opportunities, and a venue for clarification on many different subjects affecting advisor effectiveness
1	7.14%		Networking, learning about what's going on in other advising centers. Dr. Krause was an excellent speaker!
1	7.14%		Seeing old faces; catching up with folks
1	7.14%		The Breakfast, no really when you start the day off w/ good food it make for a good day. The opening speaker Heilman & Krause were great.
1	7.14%		The new information regarding Math 120 changes.
1	7.14%		This one flowed really well. The number of choices was outstanding and the amount of information was incredible. I really loved that San Juan Advisors were there--made a HUGE difference! Now if we could get other schools to attend...would be nice to have Mesalands and NMJC.
14 Respondents			

Q31. How could the Advisor's Institute be improved?

Count	Percent		
13	100.00%		
Count	Percent		
1	7.69%		A brief introduction for the college academic advisors to match a face to a name. I still don't know what some staff look like though I chat with them through IM. Even if the introduction is through a video/powerpoint that is playing during lunch or the breaks. I would like to hear about the graduation process for A&S. Have the institute at the new Math building or Arch and Planning building so I could see it! I don't take the opportunity to see these places for myself but if it was a part of the day Adv. Inst. then this building could be showcased even to our CNM and branch advisors.
1	7.69%		enjoy sessions where it is not just presenting yet interacting - the hours long EI was just

			presenting really thought it was going to be more interactive .
1	7.69%	<input type="text"/>	I feel the formula has been refined pretty well over the last couple of years. You've made sure to build in enough time for getting into breakout sessions, the food is great. I absolutely LOVED Gary and Tim's use of iclickers in the STEM presentation - just brilliant! One idea might be to do a follow-up training per semester of the workshop that received the most favorable response.
1	7.69%	<input type="text"/>	I think that using the information from the writing/group portion would be helpful and make that portion of the event actually mean something.
1	7.69%	<input type="text"/>	I would have liked Arts and Sciences to review changes with the entire group. Although this information was given at the Advise-L meeting, the meetings typically have poor attendance and it is important information.
1	7.69%	<input type="text"/>	Is there a way to move people out of their comfort zones. There seems to be a cluster of groups--that work together and sit together and doesn't allow for the rest of us to get to know them and interact.
1	7.69%	<input type="text"/>	It was nice to have upper administration present. It would be nice to hear more from them.
1	7.69%	<input type="text"/>	Less glare on the .ppt presentation, pitchers of water and iced tea on each table, and a portable microphone for questions from the audience
1	7.69%	<input type="text"/>	Maybe we could sign up for sessions before the event to ensure seating? Some of sessions were full and we had to stand up.
1	7.69%	<input type="text"/>	Next time have less breakout sessions as I missed several I wanted to attend due to schedule conflicts.
1	7.69%	<input type="text"/>	The Advisor's Institute, in my opinion, should be a place where tangible UNM issues are addressed, and RESOLVED. It should be a time of putting together best practices in a written, concrete form. Theoretical discussion is great, but it simply cannot be the only component of a training time. This institute is one of the few times when the vast majority of our advisers are together. Thus, it is one of the few times when decisions that affect the entire advising community can be mulled over, and actual action can be taken, or at very least proposed. The sessions I attended weren't structured in a way that promoted action-they were informal bull sessions about reoccurring problems, with absolutely no direction, or suggestion in eradicating those problems. My experience may be different than that of others, but I don't remember one person saying, "We should look and A, B, and C in relation to improved student outcomes. Would you mind trying them, and sending me some feedback?" When I attended curriculum workflow, I guess I was expecting a discussion of upcoming curriculum changes. Instead, it was a fifteen minute introduction to the software used for curriculum changes. It just seemed to me that the Institute was attempting the model of a NACADA conference, and we simply don't have the same resources as NACADA. If it's going to be an event designed for UNM advisors, than let's leave with at least one or two things that we are going to do to improve UNM advising
1	7.69%	<input type="text"/>	The session that I went to (Students in Distress) should be required of all advisor and staff at UNM. I needed that information 5 years ago when I started at UNM. I'm sure that there were break out sessions that I did not attend which should also be mandatory.
1	7.69%	<input type="text"/>	Too much focus on college level advising and not enough information for department advisors.
13 Respondents			

Q32. Do you have any other comments/suggestions you would like to share?			
Count	Percent		
14	100.00%	<input checked="" type="checkbox"/>	Yes (please share)
Count	Percent		
1	7.14%	<input type="text"/>	A lot of the things shared are not fun or require input thus it was clear to see the boredom on the faces of most people including Vanessa's Boss.
1	7.14%	<input type="text"/>	An ideal institute would feature less breadth, and more depth. Representatives from Faculty Senate could be present, sharing feedback from their circle of influence, as well as current and past students, parents, etc. Call me crazy, but an advising institute should be centrally focused on what we do as advisors- working with students. I don't have much to contribute to a conversation about the role of a university advising director-that's an admin issue. Proper forms and paperwork-yes these are important issues, but not necessarily a integral part of the Institute. One suggestion that can be implemented next year. Email each of us a list of prospective topics at the institute, and let majority rule on the final selections. And if the number of quality topics is limited, then let it be limited. Some of these sessions seemed like fillers for the schedule
1	7.14%	<input type="text"/>	Great breakfast! I like having door prizes it make the day fun.
1	7.14%	<input type="text"/>	GREAT job. Personally, I look forward with great interest to the training I receive at Advisor

			Institute each semester. Amazing work that takes a lot of coordination. Thank you.
1	7.14%	<input type="text"/>	I know I attend a few more than indicated yet could not distinguish the by just name. Sorry ,.... then that led me to - I went back on this survey then all my answers got wiped out. it would have been nice to have been warned I would loos my answers.
1	7.14%	<input type="text"/>	i like the communication aspect of the institute...give me access to the advisors as well as bonding with them
1	7.14%	<input type="text"/>	It was an awesome event and I look forward to the next one!
1	7.14%	<input type="text"/>	Shake up the seating arrangements. If we constantly sit with the people we work closely with, we don't get to meet the other advisors...especially those from other colleges.
1	7.14%	<input type="text"/>	Thank you very much to the planning committee --for the commitment to excellence.
1	7.14%	<input type="text"/>	Thanks for putting this on.
1	7.14%	<input type="text"/>	The food was GREAT this year! Thank you!
1	7.14%	<input type="text"/>	The institute is great but a large portion does not apply to departmental/non UC advisors. If there were a way to change that or at least to show the schedule before hand, busy departmental advisors could make better decisions on what to attend. I also want to say that certain session (like the students in distress and immigration issues) should be required of all advisors and staff working with students. These should be part of Shannon's trainings. Also, Shannon's training should be mandatory so that busy staff would not skip the training when they are overwhelmed with priorities.
1	7.14%	<input type="text"/>	The lunch session at my table was not productive. Instead of discussion pertaining to the question (how UAC could be restructured in order to help students explore various majors), the group largely discussed how UAC should be dismantled. Although I am not an advisor with UAC, this was very upsetting because it demonstrated lack of support and encouragement for one another. Instead of addressing an issue as a university community, it engaged in placing blame.
1	7.14%	<input type="text"/>	Too many acronyms being thrown around without explaining what they mean and/or refer to.
0	0.00%	<input type="text"/>	No
14 Respondents			