

# Incoming Freshmen: Hurdles & Opportunities

Kate Krause  
Interim Dean, University College  
May 21, 2012

# UNM's Characteristics

- Hispanic-serving Institution
- Urban setting
- Research Intensive University
- “Almost” open enrollment

# 10 Years of Freshman Data:

- \_\_\_% Female
- \_\_\_% Hispanic
- \_\_\_% Anglo
- \_\_\_% Avg HS free, reduced lunch
- \_\_\_% at least one parent college

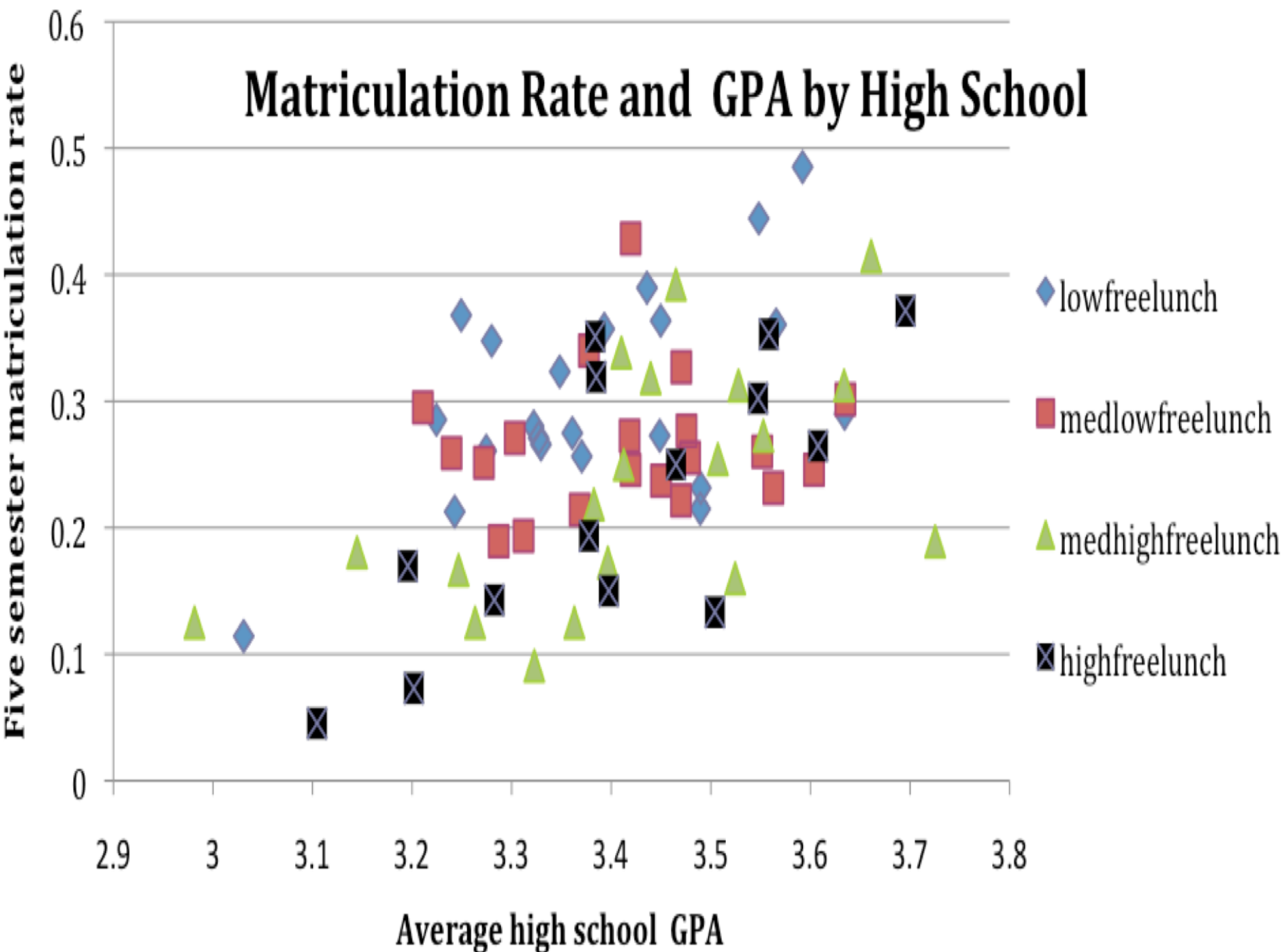
# 10 Years of Freshman Data:

- 56% Female
- 40% Hispanic
- 43% Anglo
- 45% Avg HS free, reduced lunch
- 62% at least one parent college

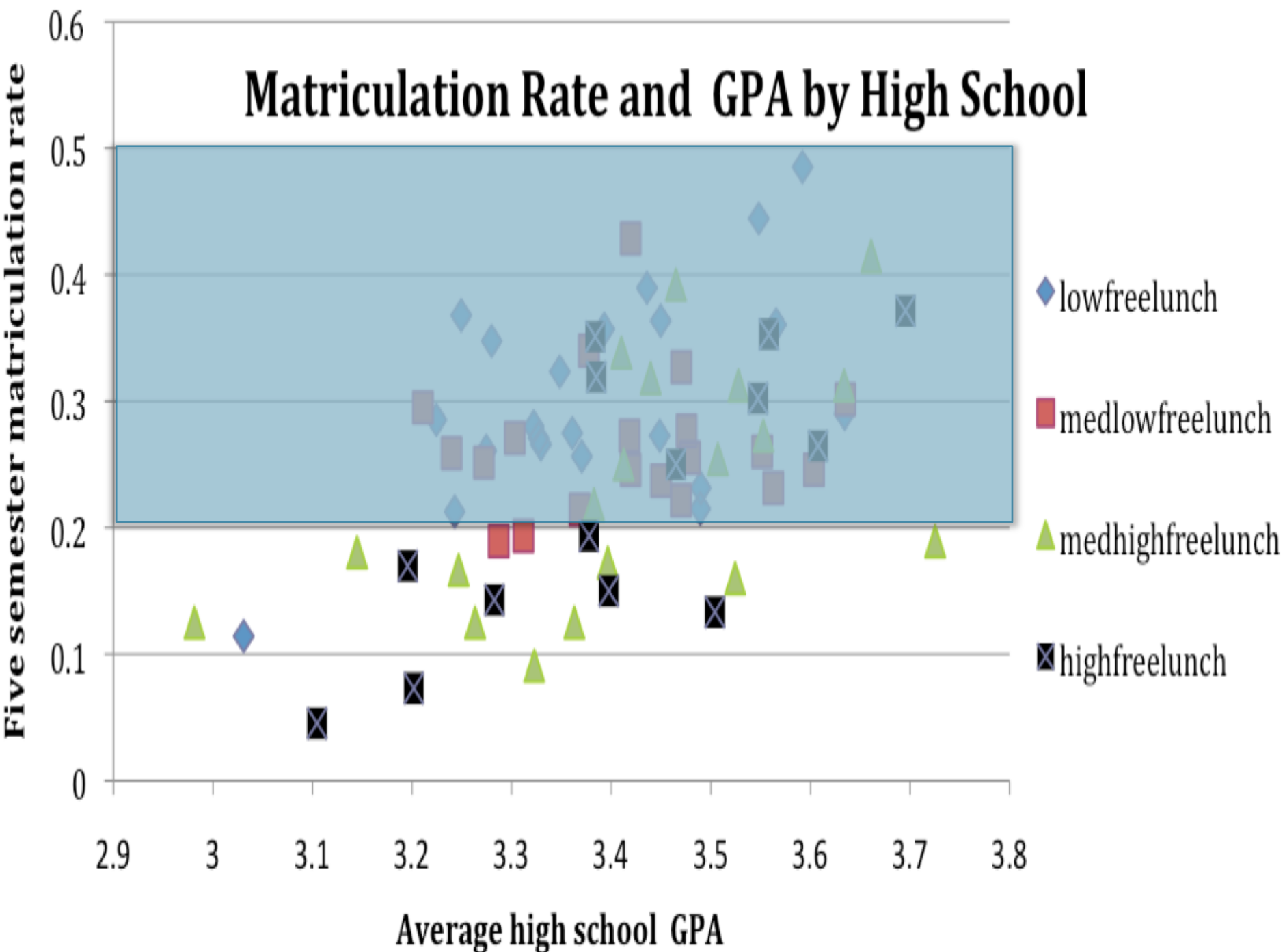
# Present with...

- HS GPA: 3.32
- ACT Equiv: 22 (~62<sup>nd</sup> %ile)
- IS required: 30%
- A word about grade inflation...

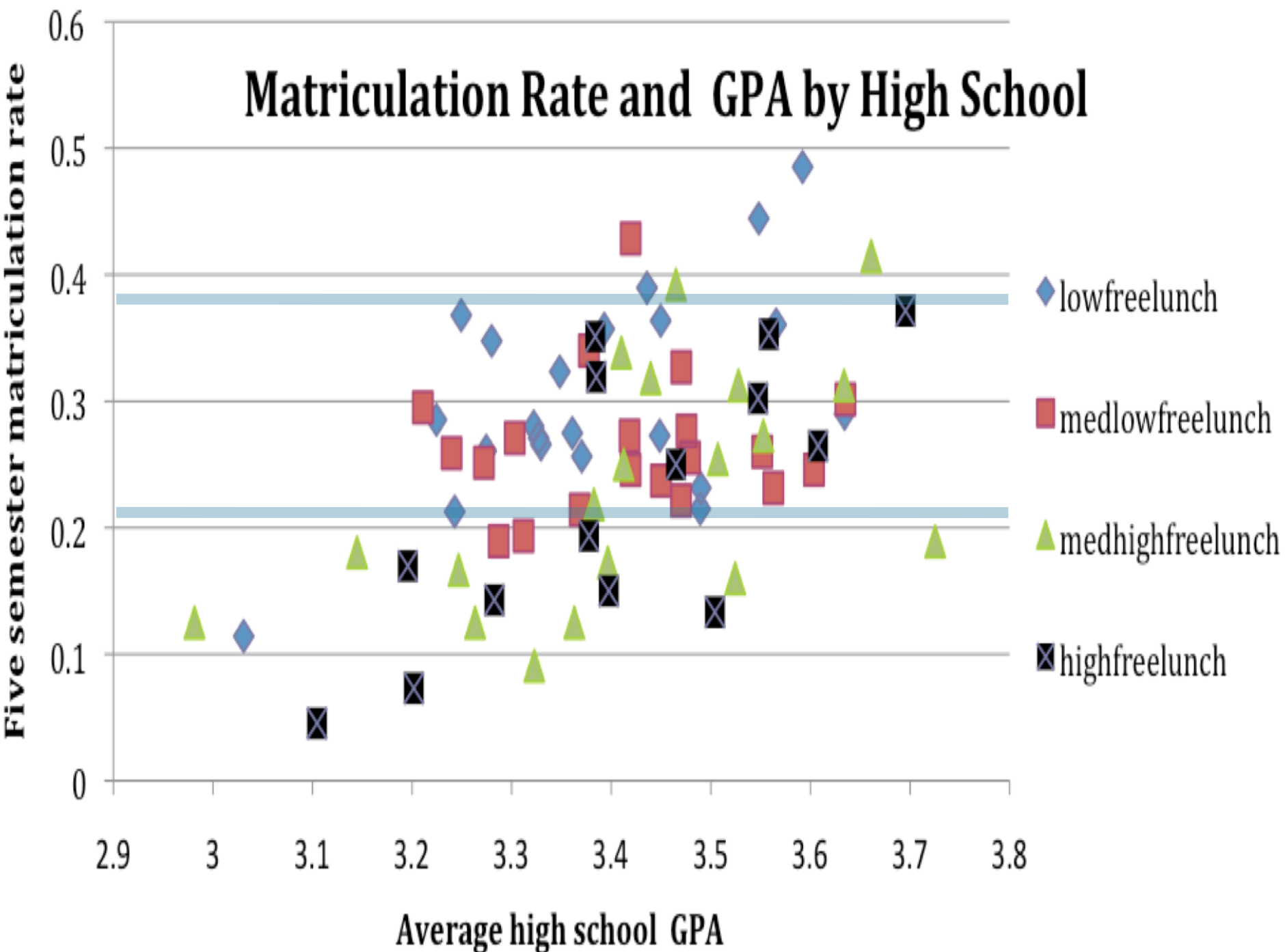
# Matriculation Rate and GPA by High School



# Matriculation Rate and GPA by High School

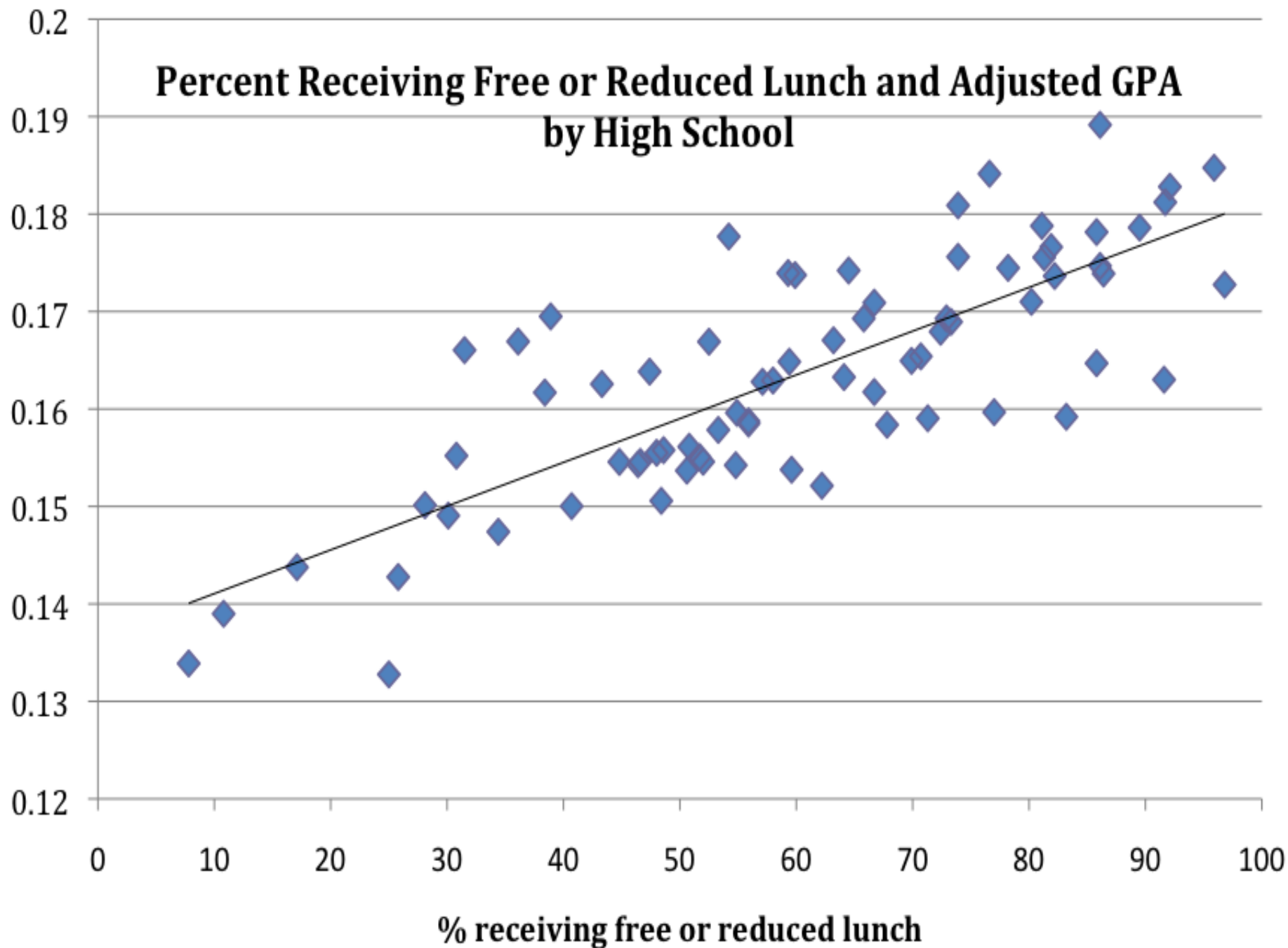


# Matriculation Rate and GPA by High School





# Percent Receiving Free or Reduced Lunch and Adjusted GPA by High School



# What's related?

- High School GPA, ACT & outcomes
- Hispanic, female, subsidized lunch & GPA Inflation
- Some race, ethnic indicators & SES
- Early matriculation & 6-yr grad

# Multivariate Results

	2-Year Credit Hours	4 <sup>th</sup> Sem GPA	5 <sup>th</sup> Semester Matriculation	6-year Graduation
FIG		+0.04	-0.03	
FLC	+2.2	+0.1		+0.03
LLC	+3.1	+0.2	+0.05	
HS GPA	+18.2	+0.8	+1.1	+0.5
GPA Inflation	-11.0		-0.5	-0.3
Hispanic	+0.9	-0.03		
Native American		-0.2	-0.1	-0.1
Parent College	+1.3	+0.1	+0.1	+0.03
Subsidized Lunch	-9.9	-0.5	-0.4	-0.4

# Conclusions

- Students and their challenges are highly variant
- Sources of variance contribute to variance in outcomes
- Freshman Seminars help
- HS Grade inflation hurts

# Steps forward

- Appropriate placement
- Matriculation to degree-granting college
- Differentiation between UNM and high school
- New offerings to meet needs